





ORIGINAL

# SENIOR <sup>8+</sup> YEARS

## ALL SIZES

SMALL  
MEDIUM  
LARGE



 ADULT WEIGHT	LESS ACTIVE < 1h activity	ACTIVE > 1h activity
< 5 kg	50 - 75 g	75 - 110 g
5 - 10 kg	75 - 125 g	110 - 190 g
10 - 15 kg	125 - 170 g	190 - 255 g
15 - 20 kg	170 - 210 g	255 - 315 g
20 - 25 kg	210 - 250 g	315 - 375 g
25 - 35 kg	250 - 320 g	375 - 480 g
35 - 45 kg	320 - 385 g	480 - 580 g
45 - 50 kg	385 - 420 g	580 - 630 g
50 - 60 kg	420 - 480 g	630 - 720 g
60 - 70 kg	480 - 540 g	720 - 810 g
 24h 2 meals/day		

Aanbevolen dagelijkse hoeveelheid / Ration journalière recommandée  
Täglich empfohlene Fütterungsmenge / Recommended daily intake